



SERIES 5B

- Sealed Snap acting pushbutton

AGENCY APPROVALS

RU File N° E195524

C RU File N° E195524

IP68 In conformity with:

- EN 60529: 1991
- IEC 529: 1989

CHARACTERISTICS

- Case and bushing in glass filled nylon with o-ring in the bushing for added seal.
- Many convenient options.

SPECIFICATIONS

Contact Rating: **S** (silver) - 1A @ 120 VAC or 28 VDC - **A** (gold) - 0.4 VA max @ 20 VAC or DC max - **G** (gold on silver) - 1A @ 120 VAC or 0.4 VA max (not both)

Electrical life: 50,000 make and break cycles at full load

Contact Resistance: 10 mΩ max. initial @ 2-4 VDC

Insulation Resistance: 1000 MΩ min.

Dielectric Strength: 1500 VRMS @ sea level

Operating Temperature: -30°C to 85°C

MATERIALS

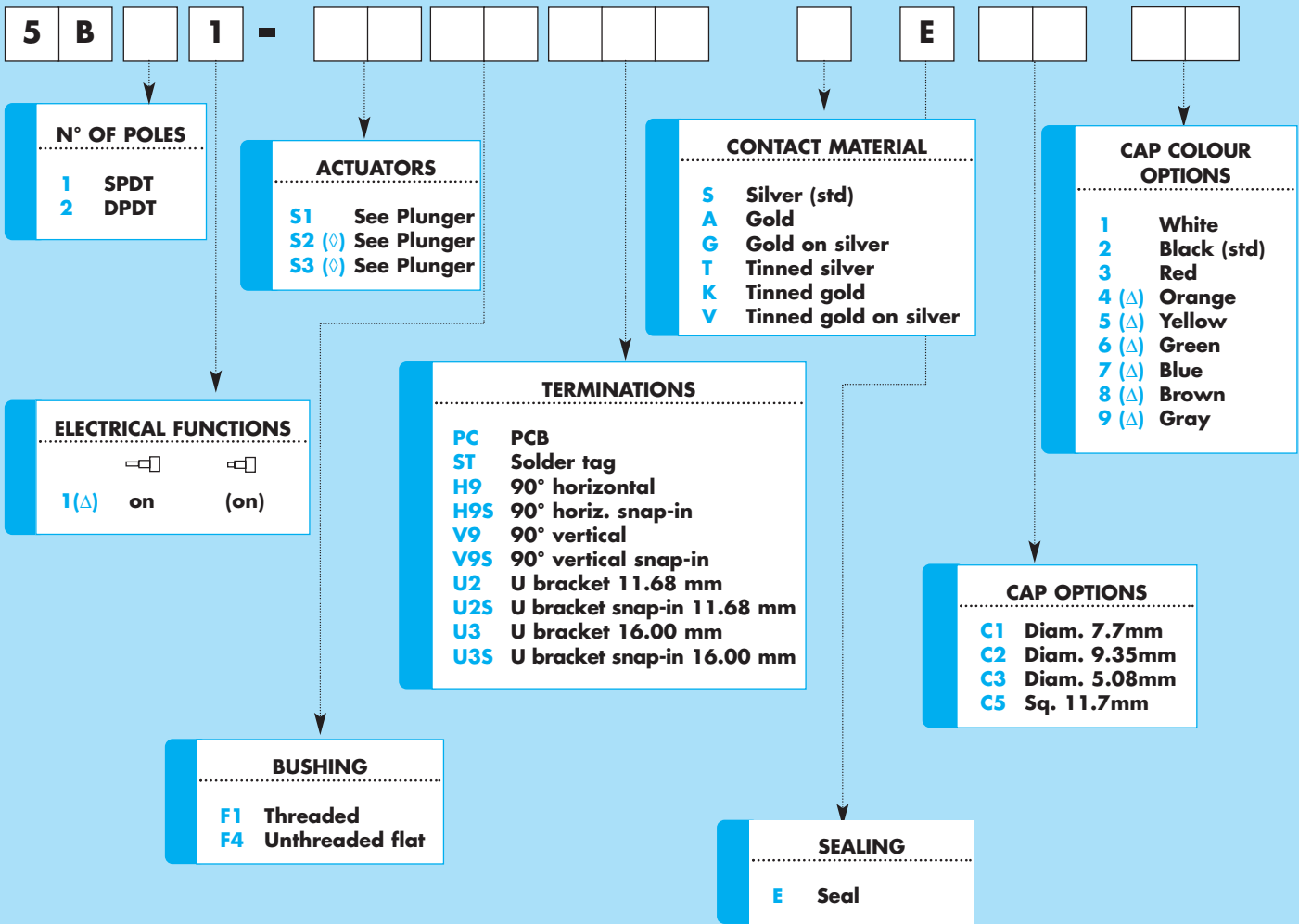
Case & bushing: Glass filled nylon 6/6, flame retardant, heat stabilized (UL94V-0)

Plunger: Glass filled nylon or glass filled polyester

Switch support: Brass or steel, tin plated

Switch support retainer: Stainless steel

HOW TO ORDER



(Δ) Min qty required
(◊) Please enquire

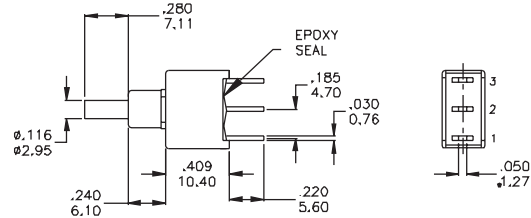
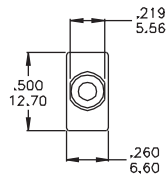
SERIES 5B

ELECTRICAL FUNCTIONS

DIMENSIONS

SPDT	Type
1	on (on)
1 - 3	1 - 2

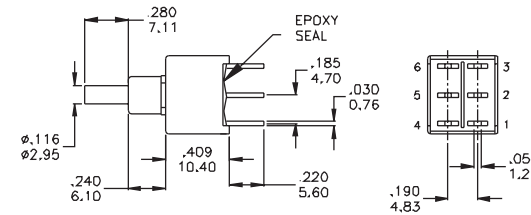
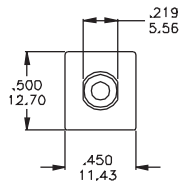
1 Comm.



Part N° shown: **5B11-S1F4PCAE**

DPDT	Type
1	on (on)
1-3, 4-6	1-2,4-5

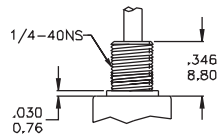
1 Comm. 4 Comm.



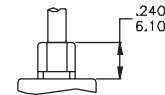
Part N° shown: **5B21-S1F4PCAE**

BUSHING

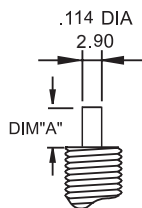
F1



F4

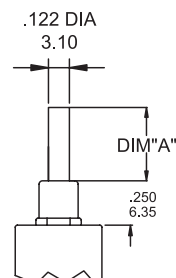


PLUNGER



For F1 Bushing Dim. A

S1	.173 (4.40)
S2 (∅)	.220 (5.60)
S3 (∅)	.087 (2.20)



For F4 Bushing Dim. A

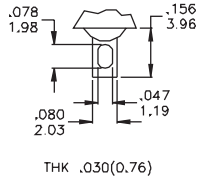
S1	.282 (7.16)
S2 (∅)	.192 (4.88)
S3 (∅)	.332 (8.43)



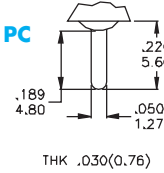
SERIES 5B

TERMINATIONS

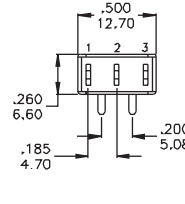
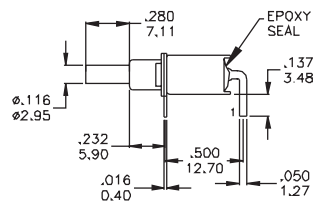
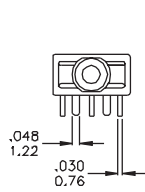
ST



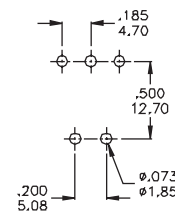
PC



H9
SPDT

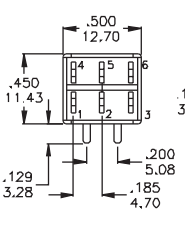
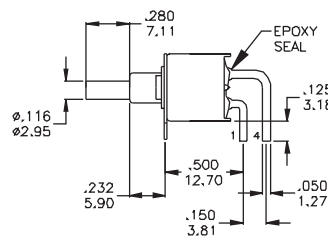
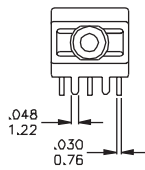


P.C. LAYOUT

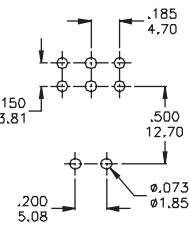


Part N° shown: 5B11-F4H9AE

H9
DPDT

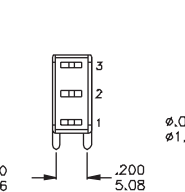
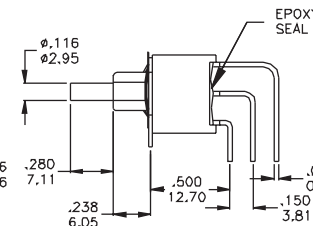
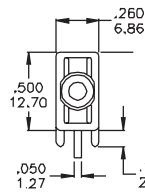


P.C. LAYOUT

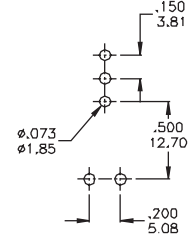


Part N° shown: 5B21-F4H9AE

V9
SPDT

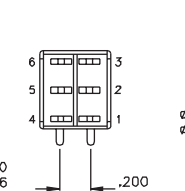
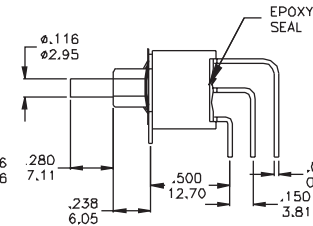
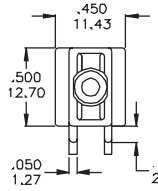


P.C. LAYOUT

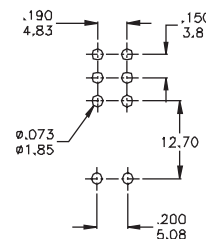


Part N° shown: 5B11-F4V9AE

V9
DPDT



P.C. LAYOUT



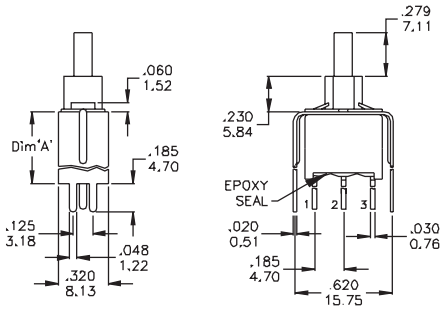
Part N° shown: 5B21-F4V9AE

SERIES 5B

TERMINATIONS

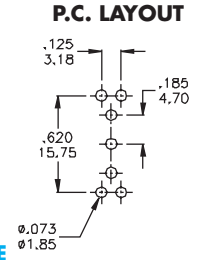
PUSH BUTTONS

U2 - U3
SPDT

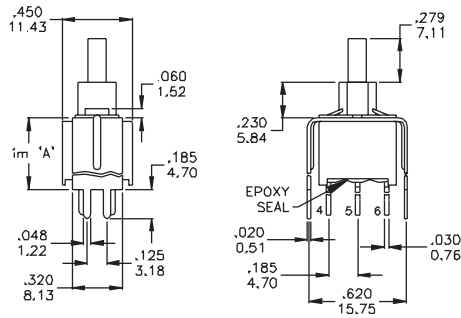


Dim. A	
U2	.460 (11.68)
U3	.630 (16.00)

Part N° shown: 5B11-F4U_AE

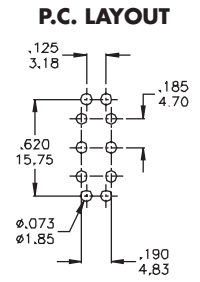


U2 - U3
DPDT

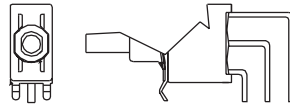


Dim. A	
U2	.460 (11.68)
U3	.630 (16.00)

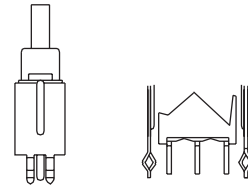
Part N° shown: 5B21-F4U_AE



H9S



V9S



U2S
U3S

H9S, V9S, U2S, U3S, have the same P.C. Mounting but with snap-in bracket.



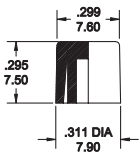
SERIES 5B

CONTACT MATERIALS

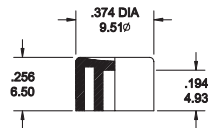
CONTACT RATINGS

- S (std) Moving Contacts:** coin silver
Terminals: copper alloy, silver plated
Rating: 2 Amps with resistive load @ 250 VAC
 5 Amps with resistive load @ 125 VAC or 28 VDC
- A Moving Contacts:** copper alloy with gold plating over nickel plating
Terminals: copper alloy with gold plating over nickel plating
Rating: 0.4 Volts/Amps max @ 20 Volts max (AC or DC)
- G Moving Contacts:** gold plating over silver
End Terminals: gold plating over silver
Center Terminals: gold plating over copper alloy, silver plated
Note: G option used for either "high" (2 Amps @ 250 VAC) or "low" (0.4 Volts/Amps max) contact rating (one exclude the other)

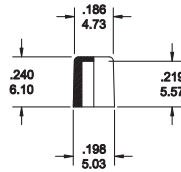
CAP OPTIONS



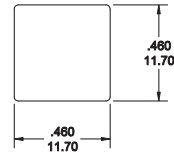
C1



C2



C3



C5

CAP COLOURS OPTIONS

- 1 White
- 2 Black (std)
- 3 Red
- 4△ Orange
- 5△ Yellow
- 6△ Green
- 7△ Blue
- 8△ Brown
- 9△ Gray

Part Number

Colour

PACKAGING

Transparent Trays 15x21x4 cm



Each box contains 100 pcs

MARKING (on products)

The switches are individually marked with the following information:

- Side 1** TRADE MARK
 SERIES AND MODEL
 DATE CODE
- Side 2** RATING
 CONTACTS

Note: Not all information may be available on some products.

LABELLING (on packaging)

The label on each tray gives full information on the products contained.

P/N: EL.FNC.: Q.TY: DATE CODE:	
Made in Taiwan	
Remarks	

A Bar code indicating Model, Quantity, Date Code enables easy traceability.