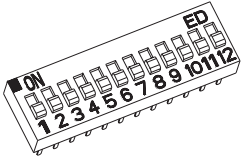




SERIES DS

- Reliable, epoxy sealed, DIP series with several contact forms



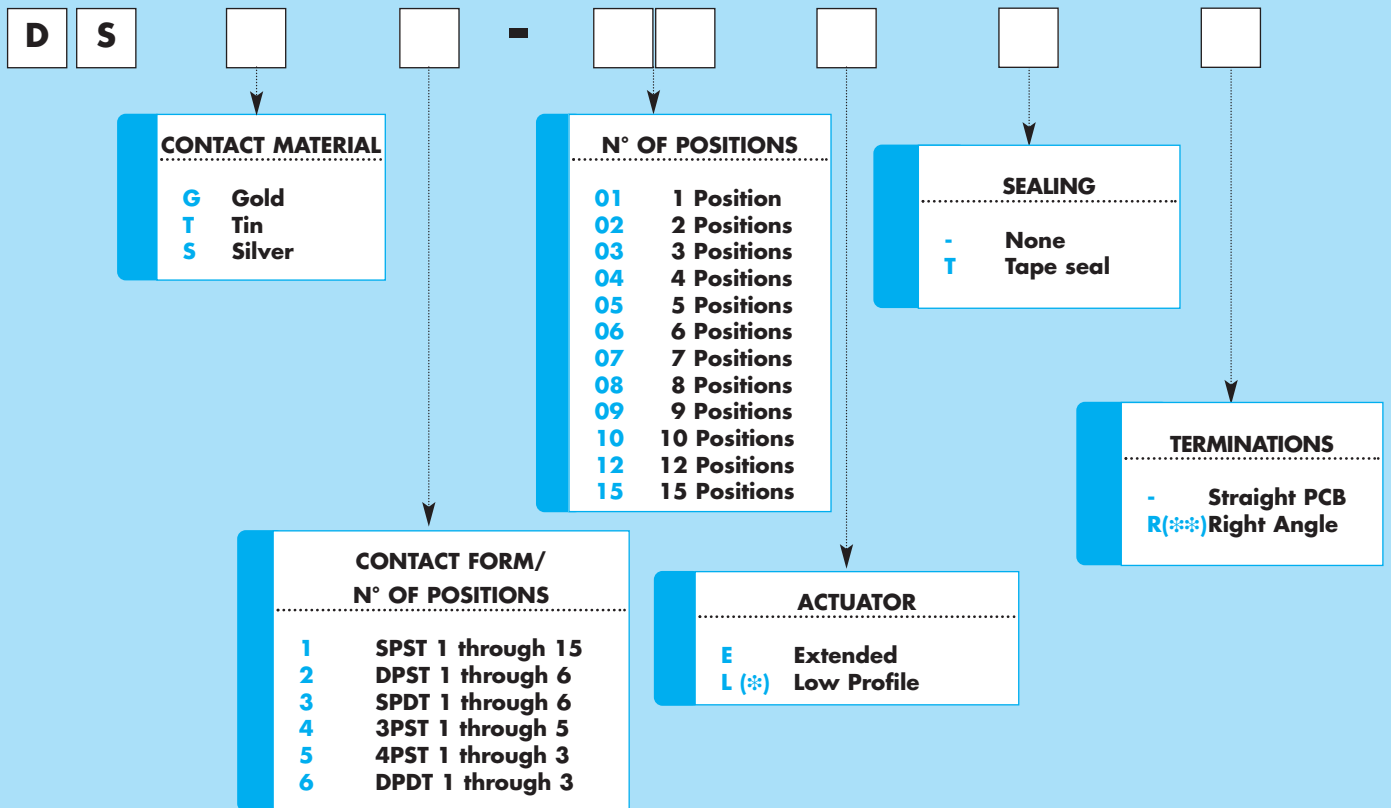
CHARACTERISTICS

- Excellent tactile feel
- UL94V-0 Materials
- Epoxy seal on the terminal side
- Double action wiping contact

SPECIFICATIONS

Rating: Switching 25mA, 24 @VDC
 Non Switching 100 mA@ 50 VDC
Contact Resistance: 50 m Ω initial
 100 m Ω after life test
Insulation Resistance: 1,000 M Ω @100VDC
Dielectric Strength: 500 VDC, 1 Min
Temperature: Operating -25°C to + 70°C
 Storage -40°C to +85°C
Life: 2,000 Operations
Operating Force: 800 Gr Max
Humidity: 95% RH @ 45°C for 96 Hours
Vibration: per Mi I- STD-202F, method 204D
Solderability: After flux 230 ±5°C for 5 ±0.5 secs 95% coverage
Soldering Heat: 260 ±5°C for 5 ±1 secs.

HOW TO ORDER



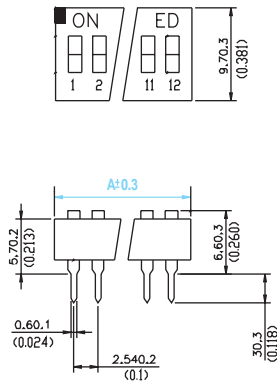
(:) Only available on contact form " 1 " straight PC or " R " terminations.

(()) Only for form 1 SPST contact.

SERIES DS

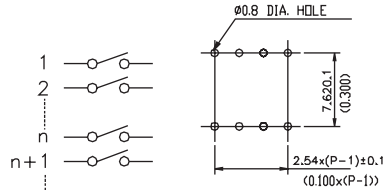
CONTACT FORM DIMENSIONS

1 SPST



Part N° shown: DST1 - XXE

P.C.B. LAYOUT (Top view)

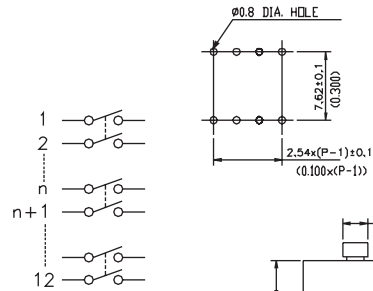


Position	1	2	3	4	5	6	7	8	9	10	12
A Dim	3.9	6.7	9.2	11.7	14.2	16.7	19.2	21.7	24.2	26.7	31.8

E Extended Actuator

L Low profile Actuator

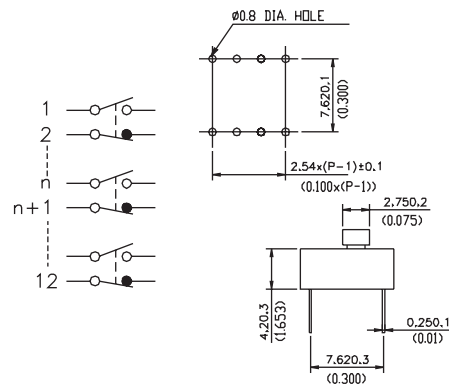
P.C.B. LAYOUT (Top view)



Position	1	2	3	4	5	6
A Dim	6.7	11.7	16.7	21.7	26.7	31.8

Part N° shown: DST2 - XXE

P.C.B. LAYOUT (Top view)



Position	1	2	3	4	5	6
A Dim	6.7	11.7	16.7	21.7	26.7	31.8

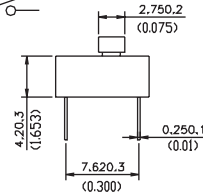
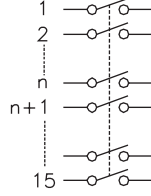
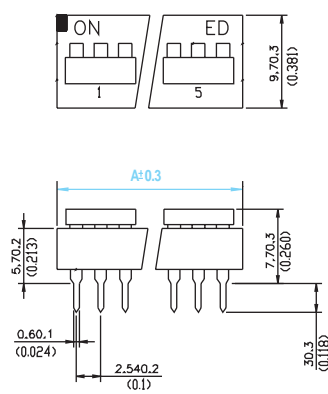
Part N° shown: DST3 - XXE



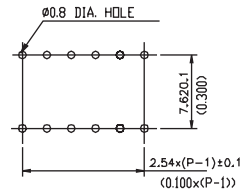
SERIES DS

CONTACT FORM DIMENSIONS

4 3PST



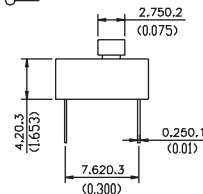
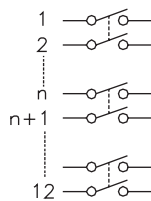
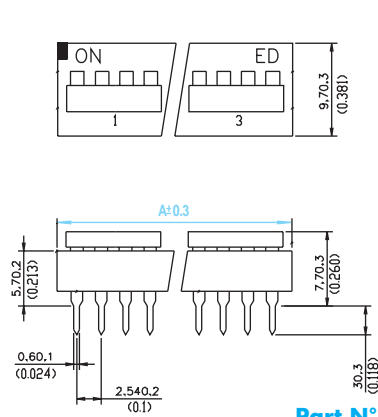
P.C.B. LAYOUT (Top view)



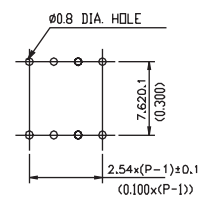
Position	1	2	3	4	5
A Dim	9.2	16.7	24.2	31.8	39.5

Part N° shown: **DST4 - XXE**

5 4PST



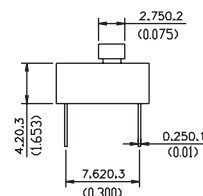
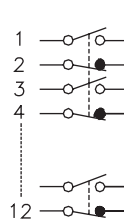
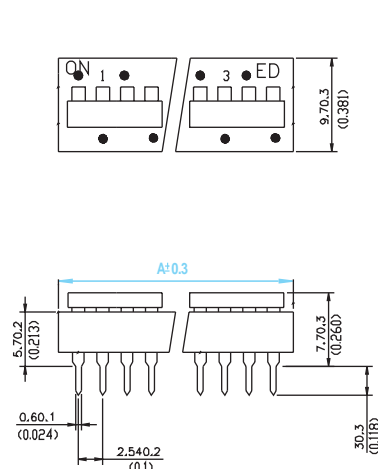
P.C.B. LAYOUT (Top view)



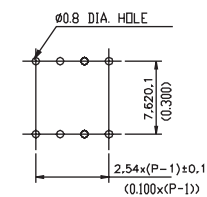
Position	1	2	3
A Dim	11.7	21.7	31.8

Part N° shown: **DST5 - XXE**

6 DPDT



P.C.B. LAYOUT (Top view)



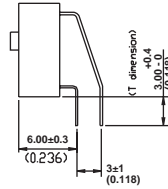
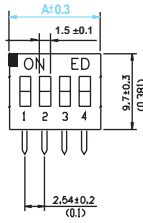
Position	1	2	3
A Dim	11.7	21.7	31.8

Part N° shown: **DST6 - XXE**

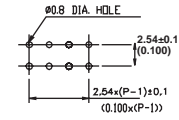
SERIES DS

CONTACT FORM DIMENSIONS

R
SPST



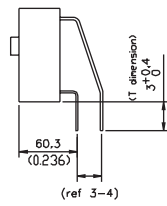
P.C.B. LAYOUT (Top view)



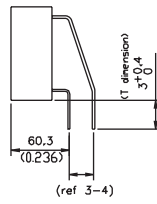
Position	1	2	3	4	5	6	7	8	9	10	12	15
A Dim	3.9	6.7	9.2	11.7	14.2	16.7	19.2	21.7	24.2	26.7	31.8	39.5

Part N° shown: **DST1-XXER**

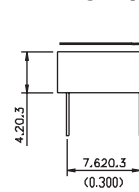
E Extended Actuator



L Low profile Actuator



T Sealing Tape Option



CONTACT MATERIALS

- G Gold:** Gold plated contacts
- S Silver:** Silver plated contacts
- T Tin over gold:** Tin plated contacts