


SERIES KC



CHARACTERISTICS

- Flat illuminated
- Diffuser lenses
- Indicator light options
- Only 8.2 mm High

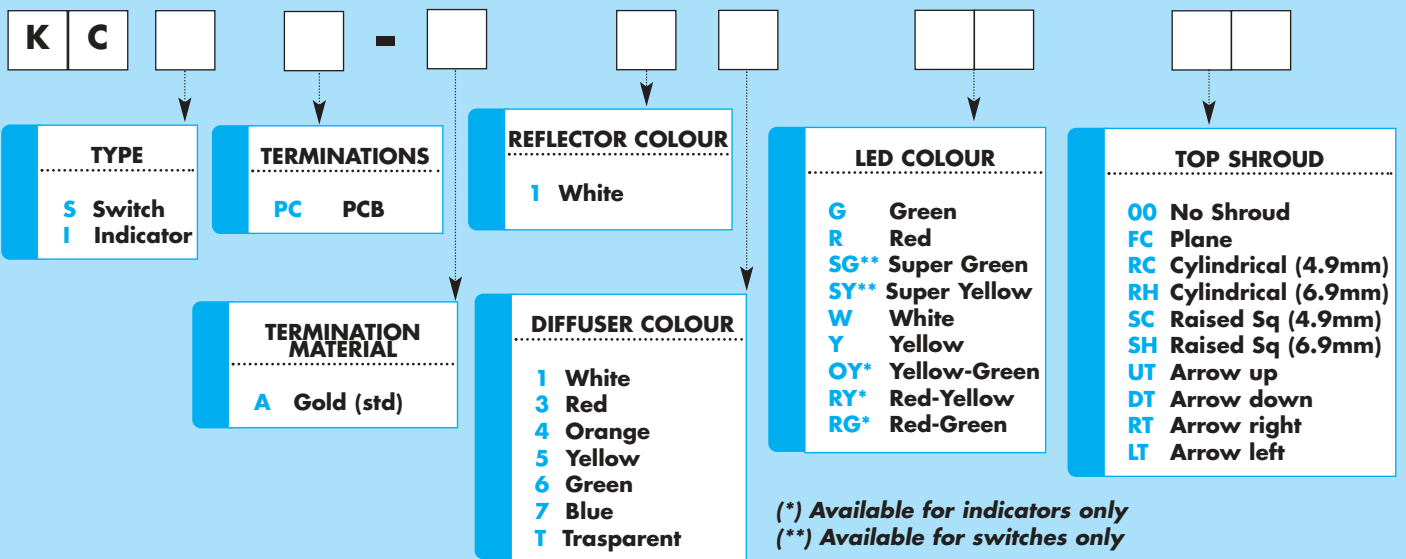
SPECIFICATIONS

Circuit: SPST
Current Rating: 50 mA @ 12VDC max
LED Rating: 3VDC40mA
Contact Resistance: 100 mΩ max initial
Insulation Resistance: 100 MΩ min.
Operating Force: 250 gf ±50 gf
Total Travel: 0.3 mm

PACKAGING

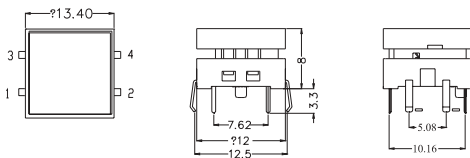
Type of Packaging: Tray

HOW TO ORDER

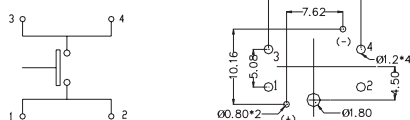


DIMENSIONS

Keyswitch

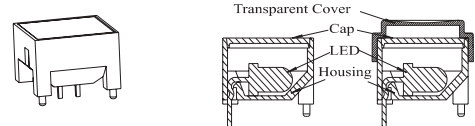
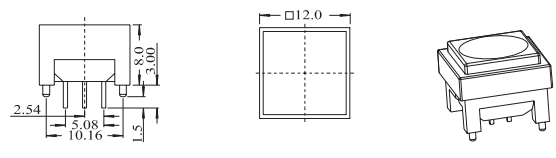


Part N°: KCS-PCxxx00
(define xx)

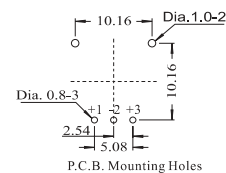


P.C.B. Layout

Indicator Light

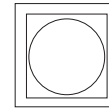
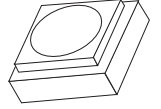

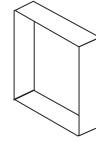
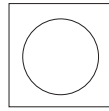
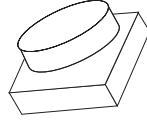

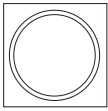
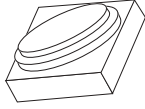


Part N°: KCI-PCxxx00
(define xx)



P.C.B. Layout

**TRANSPARENT TOP
SHROUD STYLES**

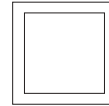
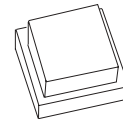

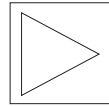
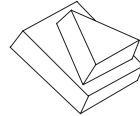

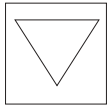
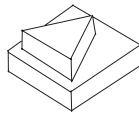



Cylindrical Shroud
h= 4.9 mm

Cylindrical Shroud
h= 6.9 mm

Plane shroud

Raised Square Shroud (plane)
h= 4.9 mm



Arrow up/down

Arrow left/right

Raised Square Shroud (plane)
h= 6.9 mm